

LIGHTSPRING DOUBLE

Mounting	Wall
Lamps description	2 x 14 TOP LED 3000K - 2 x 320lm TOTAL - CRI80 - 9W
Environment	Indoor
Technical description	Wall mounted light fitting with indirect light. Injection molded diffuser in methacrylate with photo-engraved internal finish. The diffuser is fixed to the body by a nickel-plated neodymium magnet. The head is cast aluminium alloy. The wall attachment is injection molded in NYLON PA 6.6 white 20% fibreglass. The rose is in cast aluminium alloy. The body is in extruded calendered aluminium. The feed for the LEDs is located within the rose. Each head can be rotated 45° on its vertical axis. The components are finished with a spray paint. The paint is water-based and therefore eco-friendly.

ELECTRICAL

Emergency	Without
Voltage (V)	230/240

PHYSICAL

Supply	Terminal block
Construction material	Aluminum, Methacrylate
Weight (kg)	1.19



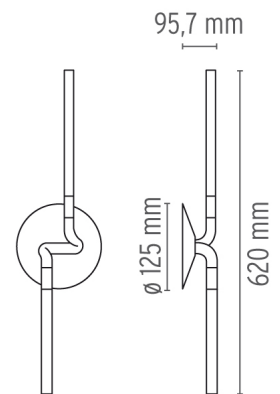
LIGHTSPRING DOUBLE

designed by Ron Gilad

Wall mounted light fitting with indirect light.

● F3344009 White


DIMENSIONS



CERTIFICATIONS



LIGHTSPRING DOUBLE . Lamps



Lamp Watt:
4.5 W

Lamp category:
LED

Socket:
Special base

Lamp type:
LED



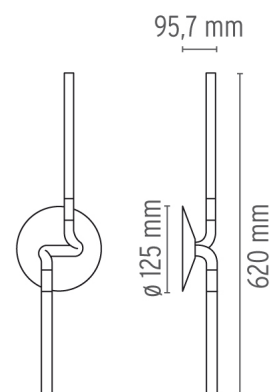
LIGHTSPRING DOUBLE

designed by Ron Gilad

Wall mounted light fitting with indirect light.

● F3344009 White

DIMENSIONS



CERTIFICATIONS

