

BELVEDERE LARGE HEAD F2 FLOOD

Mounting	Poles, see accessories
Lamps description	1 x 35W HIT-T G12 60°
Environment	Outdoor
Finish	Dark brown
Technical description	Device for exterior lighting with protection degree IP55 thought for situations that require a strongly detailed light with an adjustable projector or with lighting areas of a certain size, for instance car parks or external residential areas, available in stick version or with double or simple head. In this case you can choose different possibilities of installation on floor through the choice of specific accessories. Discharge lamps G12 35W (excluded). The main components are made of low-copper-content aluminium alloy on which some galvanic treatments to protect against saline aggression have been applied. Other important features are the presence of a watertight box IP 68, with anti-humidity gel to connect to the power supply, apart from the watertight cable gland. Insulation class I. Electronic ballast is included.

ELECTRICAL

Control gear availability	Included
Control gear mounting	Integral
Control gear type	Electronic
Emergency	Without
Voltage (V)	220/240

PHYSICAL

Diameter (mm)	200
Construction material	Aluminum
Weight (kg)	4

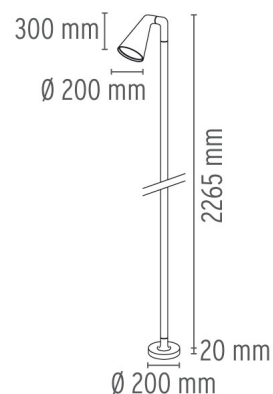


Belvedere Large Head F2 Flood
designed by Antonio Citterio with
Toan Nguyen

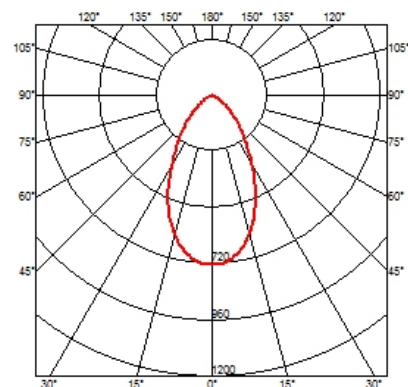
Device for exterior lighting.

● F0952026 Dark brown

DIMENSIONS



CERTIFICATIONS



Belvedere Large Head F2 Flood .Accessories

Poles



● F0961026

POLE FOR SIMPLE HEAD WITH COVER



● F0962026

POLE FOR SIMPLE HEAD WITHOUT COVER



● F0963026

POLE FOR DOUBLE HEAD WITH COVER



● F0964026

POLE FOR DOUBLE HEAD WITHOUT COVER

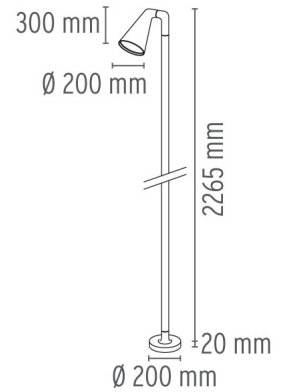


Belvedere Large Head F2 Flood
designed by Antonio Citterio with Toan Nguyen

Device for exterior lighting.

● F0952026 Dark brown

DIMENSIONS



CERTIFICATIONS



Structural



● F0951000

FIXING SYSTEM TO BURY OR CEMENT WITHOUT COVER



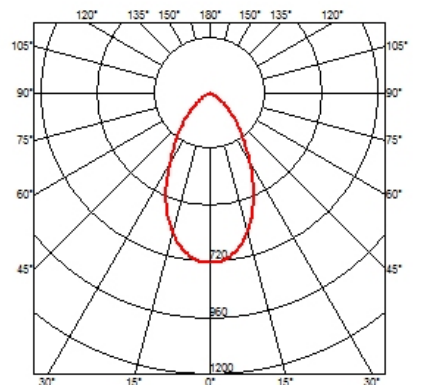
● F0953000

FIXING SYSTEM WITH PINS WITHOUT COVER



● F0955026

FIXING SYSTEM TO BURY OR CEMENT WITH COVER



Belvedere Large Head F2 Flood .Accessories



● F0956026

**FIXING SYSTEM WITH
PINS WITH COVER**

Belvedere Large Head F2 Flood .Lamps



HIT-T 35W G12

Lamp Watt:
35 W

Lamp category:
Metal halide

Socket:
G12

Lamp type:
HIT-T

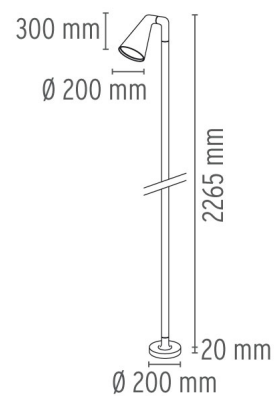


Belvedere Large Head F2 Flood
designed by Antonio Citterio with
Toan Nguyen

Device for exterior lighting.

● F0952026 Dark brown

DIMENSIONS



CERTIFICATIONS

